



Start with a
STRATEGY






Read your
MUSIC EDUCATORS JOURNAL
November 2007

We've Got the Whole Tune in Our Hands


By Mary Crum Scholtens





A Bit of History

<https://www.youtube.com/watch?v=ZA35XAm7Nps&t=19s>

BBC FOUR



Let's Get
STARTED



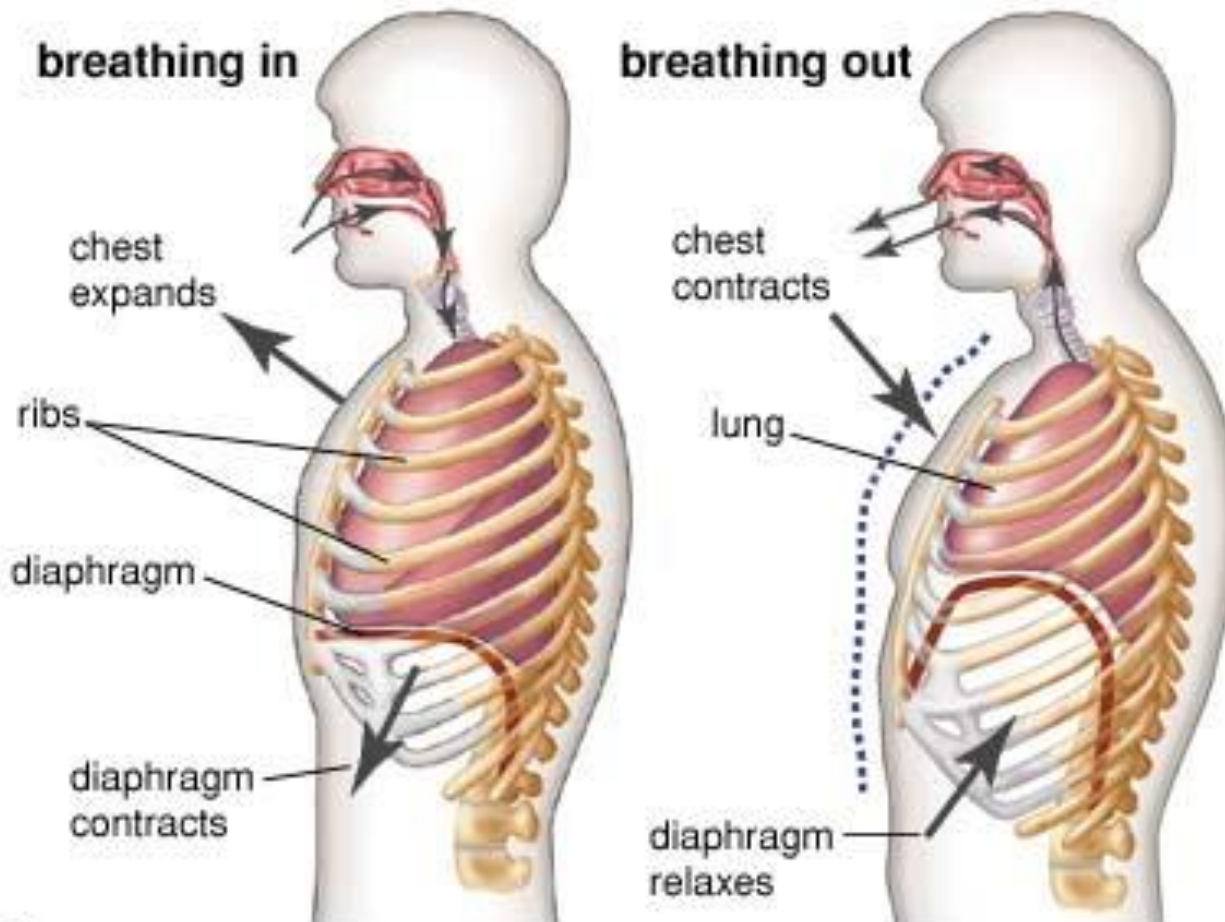
GETTING STARTED




- ♪ Be selfish. Don't share your harmonica!
- ♪ Be sanitary. Don't eat or drink right before you play!
- ♪ Be responsible. Keep your harmonica in its case and remember where you put it!

BREATHING

- ♪ Breath gently.
- ♪ Use your diaphragm.
- ♪ Avoid hyperventilating.



HOLDING your HARMONICA



- ♪ The numbers are on top.
- ♪ With one hand grip it between your thumb and a finger or two.
- ♪ Cup your other hand around it.
- ♪ Angle it down and keep your lower lip loose.
- ♪ Much of it should be in your mouth like a sandwich!
- ♪ Keep your lips wet.





GETTING STARTED



Explore your harmonica!




What do you notice?

blow **blow** **blow**

draw **draw** **draw**

blow **draw** **blow**

Low 1-2-3
Medium 4-5-6
High 7-8-9



up, up, up, up, up
fall down

Ow Ouch!
Ow Ouch!
Ow Ouch!

"No, no, no, no, no!"

"WAHHHHH!"






"OW OW OW OW OW OW!"

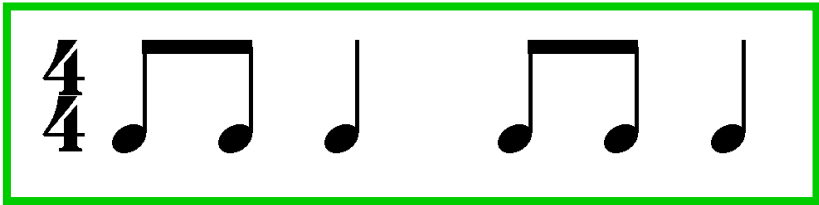
SCRITCH!

WRAP WRAP WRAP


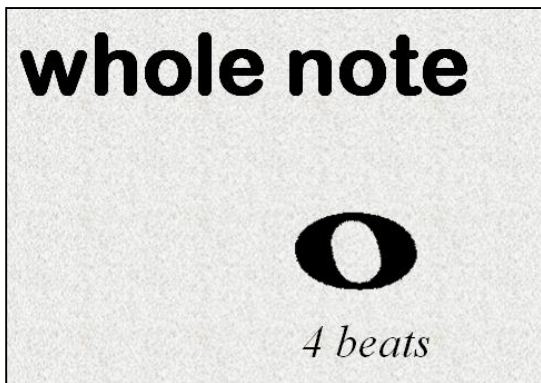


CHILDREN'S BOOKS





"Skip to My Lou"



Low	High		High		Low	
Low	High	Low	High	High	Low	Middle

intro-Flies-Wagon-Partner-Better One-Lou-coda



"He's Got the Whole World"



REFRAIN:

He's got the whole world in His hands.
He's got the whole wide world in His hands.
He's got the whole world in His hands.
He's got the whole world in His hands.

Play at 456

He's got the little tiny baby...

He's got you and me, brother...


He's got everybody here...

The musical notation is contained within a blue rectangular border. It consists of five rows of notes on a single-line staff. The first row has four notes: a quarter note, a quarter note, an eighth note pair, and a quarter note. The second row has the same sequence of notes. Below the second row is the word 'BLOW' in a sans-serif font. The third row has the same sequence of notes. Below the third row is the word 'DRAW' in a sans-serif font, enclosed in an oval. The fourth row has the same sequence of notes. Below the fourth row is the word 'BLOW' in a sans-serif font. The fifth row has three notes: a quarter note, a quarter note, and a half note. Below the fifth row are the words 'DRAW', 'DRAW', and 'BLOW' in a sans-serif font, each enclosed in an oval.



Accomp only





Herman



Henrietta


The TRAIN



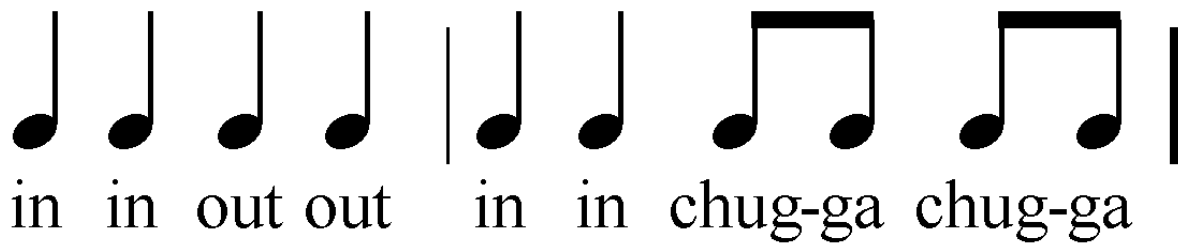
Honey




Hubert



Hans






Train: at 1-2-3

Whistle: at 4-5-6

tweet

tempo articulation

dynamics



Herman



Henrietta


How It WORKS




Honey



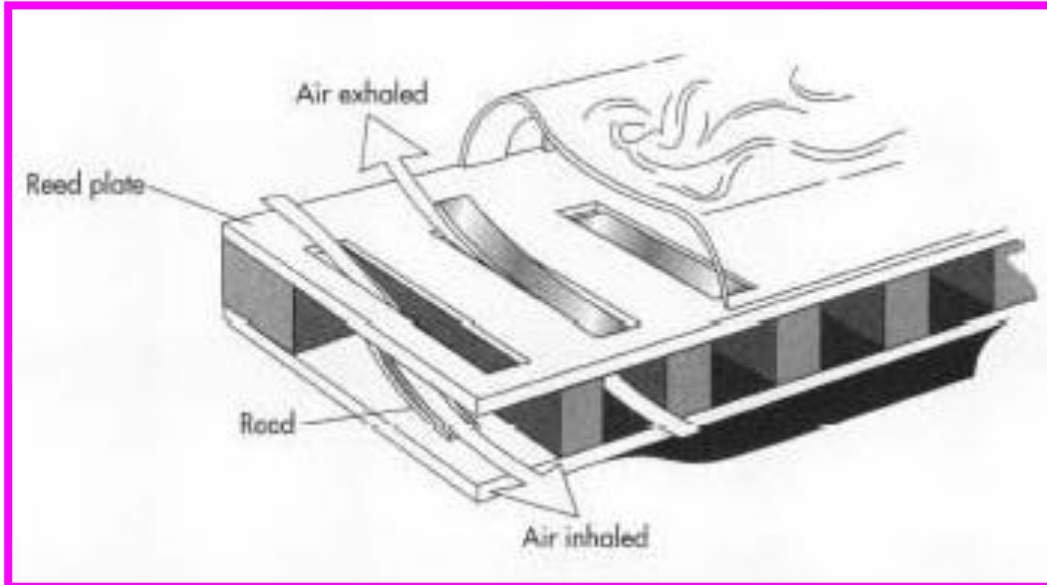
Hubert




Hans



HOW IT WORKS



brass woodwind
string percussion



DECODING THE HARMONICA

Hole	1	2	3	4	5	6	7	8	9	10
Blow	C	E	G	C	E	G	C	E	G	C
Draw	D	G	B	D	F	A	B	D	F	A

1	(-1)	2	(-2)	3	(-3)	4	(-4)	5	(-5)	6	(-6)	(-7)	7	(-8)	8	(-9)	9	(-10)	10
<u>do</u>	<u>re</u>	<u>mi</u>	<u>so</u>	<u>so</u>	<u>ti</u>	do	re	mi	fa	so	la	ti	<u>do</u>	<u>re</u>	<u>mi</u>	<u>fa</u>	<u>so</u>	<u>la</u>	<u>do</u>
C,	D,	E,	G,	G,	B,	C	D	E	F	G	A	B	C'	D'	E'	F'	G'	A'	C''



Single note melodies: Key of C (straight harp) 4 blow is “do”

Major chords (I IV & V): Key of G (cross harp concept)


2/3/4 draw is I chord (G) 4/5/6 blow is IV chord (C)

4/5/6 draw is V chord (D with flat 7 blues sound)

Major chords (I & V7): Key of C

4/5/6 blow is I chord (C) (2)3/4/5 draw is V7 chord (G)

Minor chord: D minor is draw 4/5/6 (double cross!)



Herman



Henrietta


The BLUES




Honey



Hubert



Hans



QUICK TRICKS

David Harp



Chicago
Blues



in



out



in



Boogie
Woogie



in



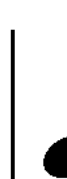
out



in



out



in




out

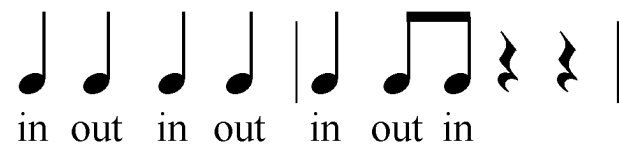
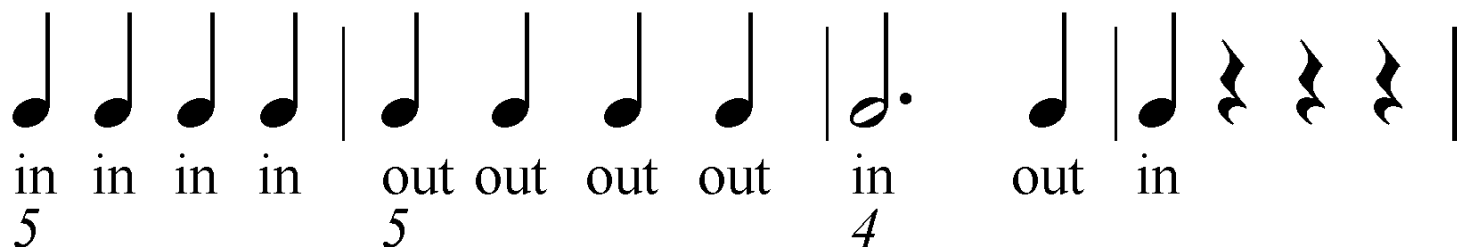
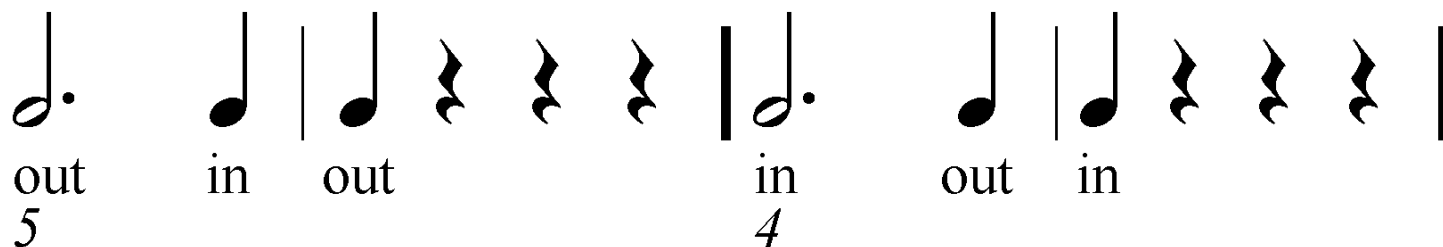
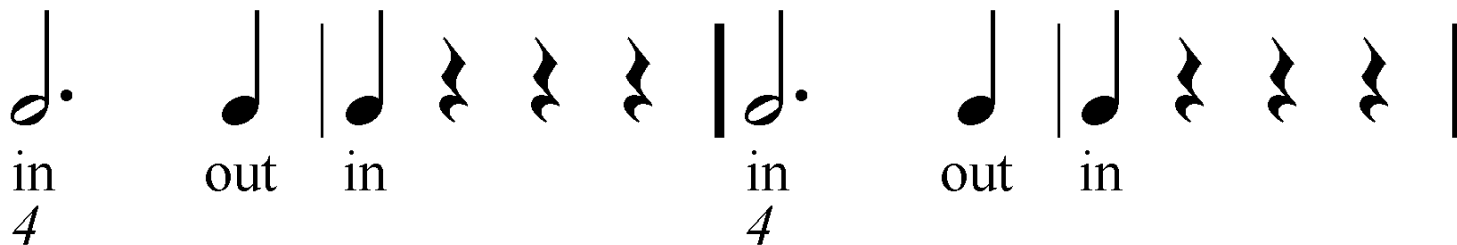


in



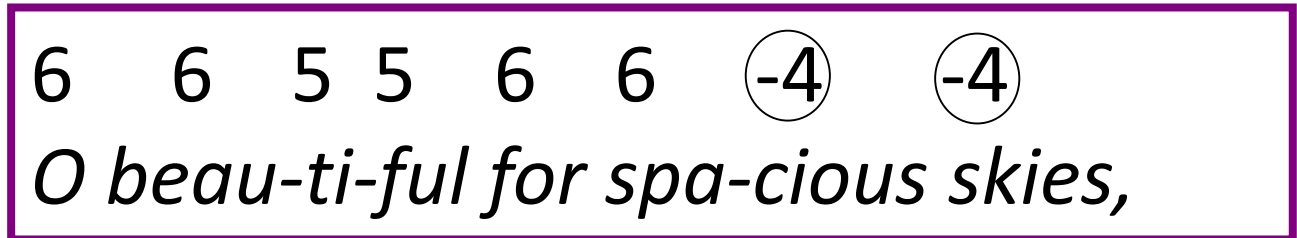
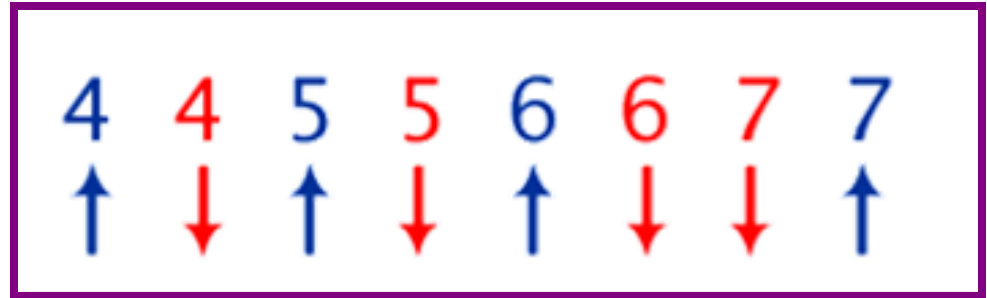



QUICK TRICKS *Kevin Burt*





HARMONICA TABLATURE



Hot Cross Buns - *Traditional*

5 (-4) 4

Hot cross buns,

5 (-4) 4

Hot cross buns,


4 4 4 4 (-4)(-4)(-4)(-4)

One a pen-ny, two a pen-ny,

5 (-4) 4

Hot cross buns.






Herman



Henrietta


SINGLE NOTES



Honey



Hubert



Hans



PLAYING THE MELODY

"Old MacDonald" 🔊

5 5 (4) (4) 4
EE - I - EE - I - O

"I Know an Old Lady" 🔊

6 (6) (7) 7
Perhaps she'll die

Taps - *Traditional*

3 3 4 3 4 5

Day is done, gone the sun,

3 4 5 3 4 5 3 4 5

from the lake, from the hills, from the sky;

4 5 6 5 4 3 3 3 4

All is well, safe-ly rest, God is nigh.




PLAYING SINGLE NOTES




Fiddle-I-Fee

5 5 (-4) 4
Fid-dle I Fee



Down By The Bay

5 5 (-4) 4
Down by the bay.



Ten in the Bed

6 5 4 6 5 4
Roll over, roll over!

He's Got the Whole World in His Hands

6 6 5 6 6 (-5) (-4) 4
He's got the whole world in his hands.





"Twinkle, Twinkle"

A 4 4 6 6 $\textcircled{-6}$ $\textcircled{-6}$ 6
Twin-kle, twin-kle, lit-tle star, '

How I won-der what you are
0 0 $\textcircled{-3}$ $\textcircled{-3}$ 3 3 $\textcircled{-4}$

Un a-bove the world so high

6 6 $\textcircled{-5}$ $\textcircled{-5}$ 5 5 $\textcircled{-4}$

Up a-bove the world so high

B 6 6 $\textcircled{-5}$ $\textcircled{-5}$ 5 5 $\textcircled{-4}$

Like a dia-mond in the sky.

$\textcircled{-5}$ $\textcircled{-5}$ 5 5 $\textcircled{-4}$ $\textcircled{-4}$ 4


How I won-der what you are.



Hokey Pokey



MOLLY




6 6 6 (-6) (-7) 7

That's what it's all a-bout!

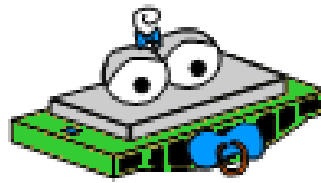


What Does It Look Like?





Herman



Hans



Henrietta



I'm NUTS about the harmonica!




Honey



Hubert

moving



history

singing



melody

expression

listening


rhythm

Start with a

playing

STRATEGY

culture




harmony

texture



creating

form



timbre

tone color

reading